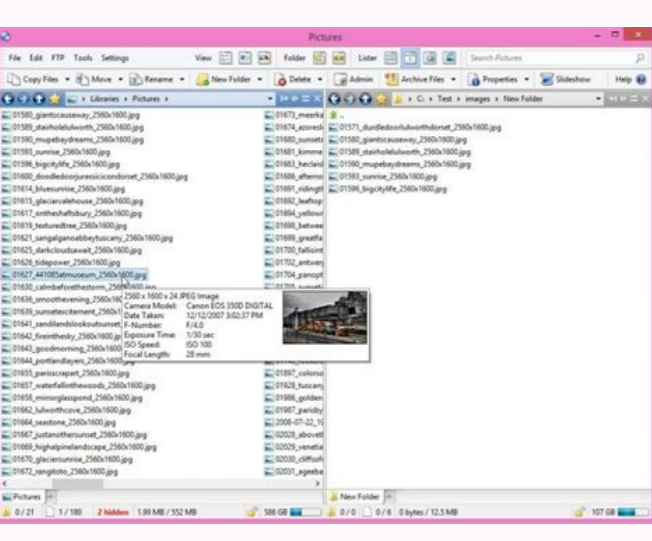

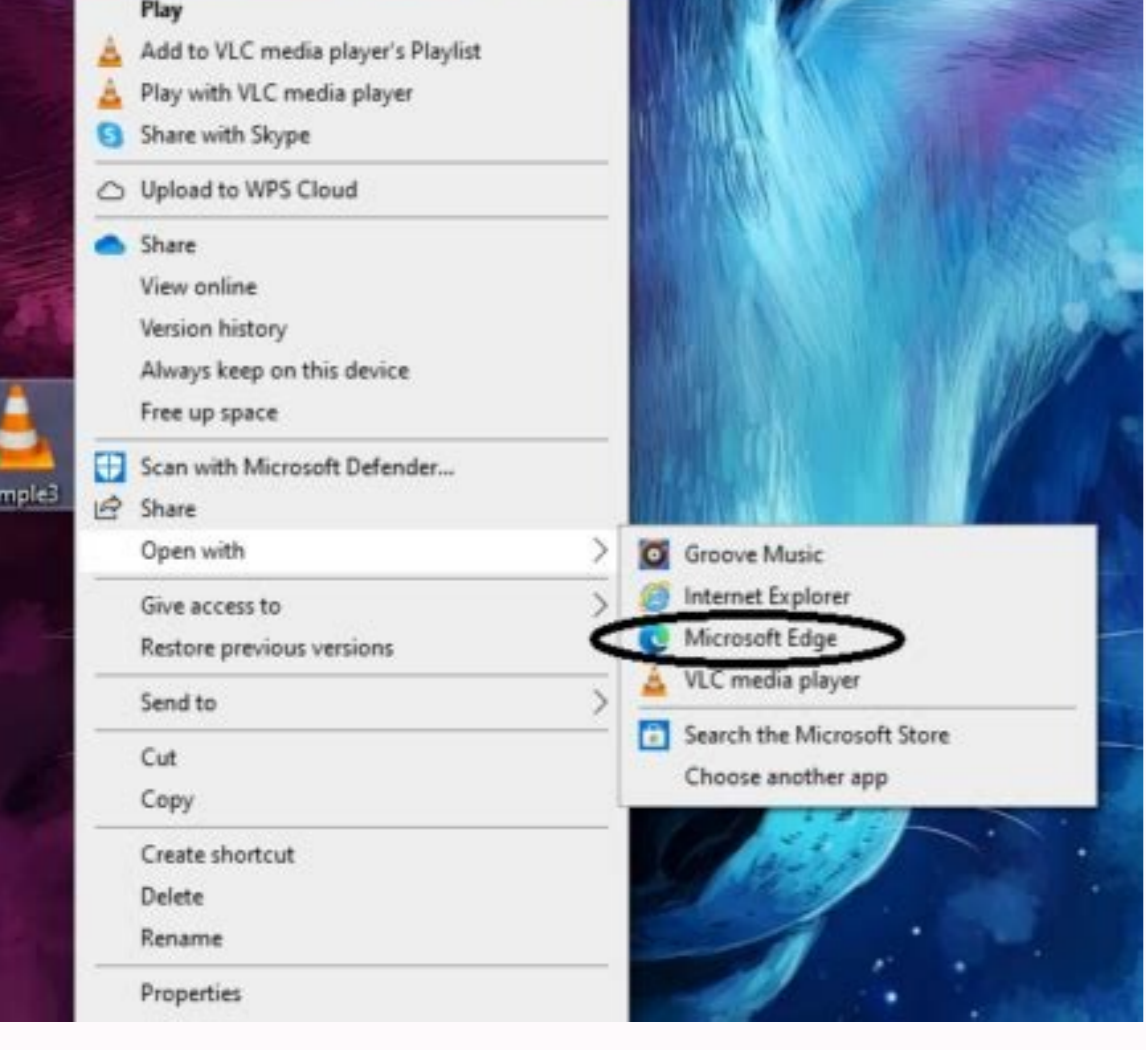


## How to open opus file in android

Continue



Opus file how to open. How do i open an opus file. How to open opus file in mobile.

Edit 2: While I still have no idea why Poweramp won't play my Opus files (and don't want to talk to someone who does), GoneMAD looks like a really promising alternative. I think I'll go with that for now. Starting with Android 5.0, Opus is natively supported. A web search will show many cases of people saying "Android can handle Opus, but NOT if the file has an .opus extension. However, if you change the extension to .ogg, it works!" This is because the pure Opus audio stream plays worse than the one encapsulated in the ogg container. The problem is that it didn't work in my case. Android doesn't really recognize .opus files and thinks they are some corrupted .apk files. But if I change the extension to .ogg (or even mux .opus files to .ogg using ffmpeg), most music players still won't play the file (like BlackPlayer, Poweramp and others). I specifically expected Poweramp to work. It seems that since .ogg has so reliably stood for "vorbis audio in", many music players have become lazy and just assume that instead of checking the audio stream in. TL;DR: For those of you with Opus files on your phone: what kind of music player do you use for them? Did you have to use the .ogg extension? Edit: I know there's an older thread, but it says Poweramp works, when I look at it, it doesn't recognize Opus files now. I would like to speak to someone who has successfully used Poweramp for

Opus to get some details and/or see if they can play the files I am trying to play. WhatsApp voice or audio notes are a great way to communicate with other users. Just tap the record button and start talking. The steps to download and save WhatsApp audio files are very simple. If you've ever done this from your mobile, you must have noticed that the extension the app uses to store this content is OPUS. With the above, you may be wondering how to open or play WhatsApp audio files on your mobile phone. It is answered in several ways. Here are some of the most recommended ways to listen to an OPUS audio file on your Android phone. Open WhatsApp OPUS Audio with file explorer The first thing we recommend is to check if your mobile phone's file explorer is compatible with OPUS files. For example, if you have Google Files installed on your device, simply locate the file in the appropriate folder and tap on it. File Explorer is your main ally when it comes to opening your OPUS file. Opening an OPUS file on Android with a supported browser like Google Files is very simple: browse the folders to find your OPUS file or select Audio on the main page. Tap on the WhatsApp voice note. Tap Play to start playback. This method is the simplest of all that we can suggest. Luckily for those who haven't gotten it working, there are a few alternatives that we'll now go through in detail. Open OPUS with VLC Player VLC Player is the most versatile player you can download on your phone. It can be said that it can handle anything, even OPUS files. After downloading and installing it on your mobile phone, follow the instructions below. By playing an OPUS file with VLC, you can open WhatsApp voice memos. How to open audio in OPUS with VLC Player: Tap Browse to browse the folders on your device. Click on the OPUS file. Playback starts automatically. Alternatively, you can browse all OPUS files on your device in the audio section of VLC. How to listen to an OPUS file without installing an application If the methods listed so far have not worked or you just don't want to install an application, we recommend using an online OPUS file playback service. This eliminates the need to download additional applications to your mobile phone. OpusPlayer is a fantastic web application for listening to OPUS files and access OpusPlayer.net. Tap Upload Sound. Select the OPUS file from the file browser. Tap the play button to start playback. OpusPlayer.net is a service developed as a progressive web application. Therefore, it can be added to the home screen as if it were a native application. If you do this via the Add to Home Screen option in Chrome, it will run in full screen mode. It's a free service ensuring that it doesn't collect any user information and is intended for playing audio files only. In addition to OPUS, other formats such as M4A, OGA, OGG or WAV can also be played. Convert OPUS file to MP3 to open on Android. Finally we come to our last sentence. It consists in converting the OPUS file to MP3 format to increase its compatibility. To do this, install the OPUS to MP3 Converter application. This page has a link to get it for free. Converting OPUS to MP3 is a great way to play. Once the app is on your mobile device, convert OPUS to MP3 by following these steps: Tap Select Files. Select one or more OPUS files in the browser. When you're done, tap Select. Tap Convert to start converting. The resulting MP3 file is saved in the Audio folder of the device's internal storage. After conversion, you can play the voice memo on many media players, both Android and PC. Now that you know the different ways to open or convert these OPUS files, there is no audio file or voice memo that you cannot listen to. OPUS file extension is used by audio streaming files in Opus (Ogg Opus) format. Opus is a lossy audio coding format designed to efficiently store generic audio and speech in a single file format. The Opus format was developed by the Xiph.Org Foundation. Opus files are not opened by the default Windows or OS X players. To play them, use one of the following audio players that support the OPUS file format: - AIMP - Amarok - cmus - Music Player Daemon - foobar2000 - Mpxplay -- SMplayer - VLC media player - Winamp and Xmplay The Opus file format is used for voice over IP (VoIP), game chat, video conferencing. WhatsApp Messenger saves voice memos in Opus format. OPUS streaming is supported by major browsers including: Mozilla Firefox, Chromium, Google Chrome, Blink-based Opera. Safari introduced Opus support in iOS11 and macOS High Sierra. Microsoft Edge is also getting Opus support. The .opus files from our call recording system may be unfamiliar to you, but most audio programs will play them. Windows Media Player is a notable exception and is the default audio program on some versions of Windows. Therefore, double-clicking .opus files sometimes prevents them from being played. This manual describes two ways to play files, one of which does not require software installation. Method one: Choose Groove Music or your web browser as the default program for .opus files. Save the file to Desktop or Docs as this option may not be available if the file is an attachment in an email program such as Outlook. Right-click on the file and select "Open with Groove Music" (Groove comes pre-installed on Windows 8 and 10). Click "More Apps" if the app you want to use is not listed. You can also choose Chrome or Firefox as your default program (browsers can play most media). Make sure "Always use this app to open .opus files" is checked. Method Two: Install VLC Media Player VLC Media Player is a highly rated free audio software. It will work on any version of Windows. If you choose this method, you need to update the software. Download and install VLC from If VLC does not appear in the list, you can right-click on the .opus file and select "Open With". , select More apps in Windows 10 (advanced options in Windows 8). Select VLC from the list and make sure "Always use this app to open .opus files" is checked. Also set VLC as the default for all media An OPUS file is an audio file created in the Opus format (also called "Ogg Opus"), a lossy audio format that was developed for the Internet streaming. It uses the SILK (used by Skype) and CELT (by Xiph.Org) codecs and supports variable bit rates from 6 kbps to 510 kbps. Opus files can be opened with various shareware media players such as VLC and have versions for PC, Android and iOS. File information How to open Convert Open and view .OPUS files with File Viewer Plus. Free git download link I tried to play a recorded .opus audio file and got IOException W/System.err: java.io.IOException: setDataSource failed. Any ideas?? Thanks a lot!! Hello, I have an Opus audio, "MySong.opus". When I open Samsung Music it can play audio correctly. When I go to the archive, the folder where the opus is, and try to play the opus file, Android tells me that there is no application that can read the file. Does this mean that Samsung does not fully support Music Opus files? If it supports Opus, is there a way to open archived Opus files with Samsung Music? Music?

